

Nylon Blind Nut

NYLON blind nuts are especially suitable for connecting **thin-walled components**. There are no special tools necessary. The connection can be released and the nut be used again.

Further properties:

- corrosion-resistant
- good mechanic characteristics
- multifunctional capabilities (in metal, plastic etc.)
- good chemical resistance
- good thermal insulation
- straight seat by high pressing forces



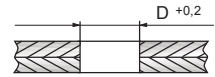
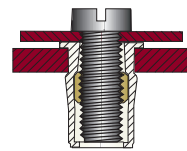
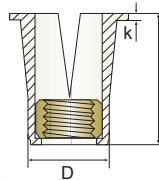
Nylon Blind Nut



2⁵

NYLON Blind Nut

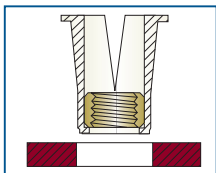
NYLON with thread insert made of brass



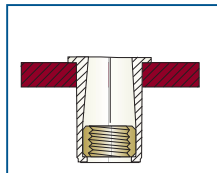
M		D	I	k	No.	
M3	1,3 – 2,0	8,0	9,6	0,75	10.890.030.000	500
M4	2,1 – 2,4	10,2	12,7	0,75	10.890.040.000	500

M		D	I	k	No.	
M5	2,1 – 2,4	10,2	12,7	0,75	10.890.050.000	500
M6	2,5 – 3,2	12,5	15,9	0,75	10.890.060.000	500
M8	3,3 – 4,0	14,0	19,0	0,75	10.890.080.000	500

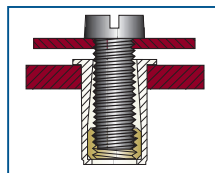
Mode of operation



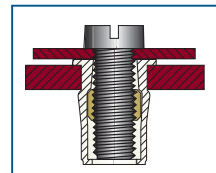
Drill a hole ...



... insert the nut ...

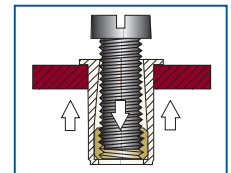


... fix the nut in position by applying pressure to the head of the blind nut with the assistance of the component (in order to prevent the nylon part from turning through) ...



... and tighten the screw.

Disassembly:
You can remove the component at all times by simply removing the screw.



If you want to remove the blind nut again, turn in an appropriate screw into the threaded brass sleeve and thereby push the brass insert through to the end of the shank.