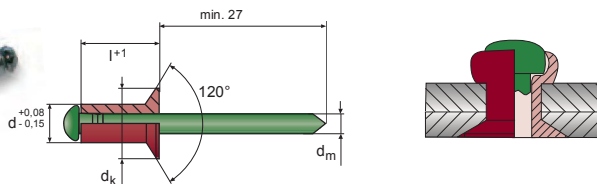


Aluminium / Stainless Steel A2/A3 Coutersunk Head - open-



according to DIN EN ISO 15978

d	l+1		dk	dm	No.	
2,4	6,0	1,5 – 4,0	4,5 +0,2	1,45	10.702.240.060	500

EN AW - 5719 [AlMg5] 3,1 mm 420 N 660 N

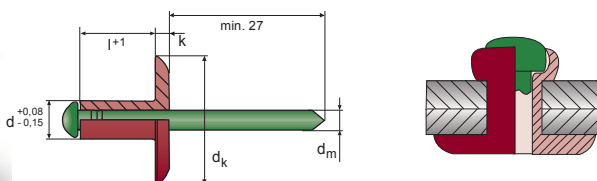

3,0	6,0	1,5 – 4,0	6,0 -0,4	1,7	10.702.300.060	500
	8,0	3,5 – 6,0			10.702.300.080	500
	10,0	5,0 – 7,5			10.702.300.100	500

EN AW - 5719 [AlMg5] 3,1 mm 660 N 900 N

4,0	6,0	1,5 – 3,5	7,5 -0,5	2,0	10.702.400.060	500
	8,0	2,0 – 5,5			10.702.400.080	500
	10,0	5,0 – 7,0			10.702.400.100	500
	12,0	6,5 – 9,0			10.702.400.120	500
	16,0	8,5 – 12,5			10.702.400.160	500

EN AW - 5754 [AlMg3] 4,1 mm 1120 N 1420 N

Aluminium / Stainless Steel A2/A3 Large Dome Head - open-



d	l+1		dk	k	dm	No.	
5,0	8,0	2,0 – 5,0	11,0 ±0,5	1,5 +0,4	2,7	10.742.050.080	500
	10,0	4,0 – 6,5				10.742.050.100	500
	12,0	6,0 – 8,0				10.742.050.120	500
	14,0	7,5 – 10,0				10.742.050.140	500
	16,0	8,0 – 12,0				10.742.050.160	500
	18,0	11,5 – 13,5				10.742.050.180	500
	20,0	12,0 – 15,5				10.742.050.200	500

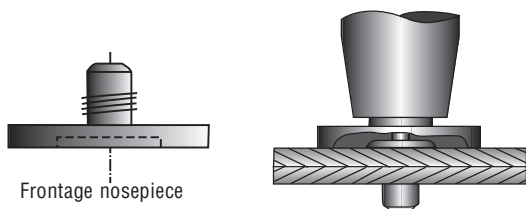
EN AW - 5754 [AlMg3] 5,1 mm 1650 N 2500 N

d	l+1		dk	k	dm	No.	
5,0	10,0	4,0 – 6,5	14,0 ±0,3	1,5 +0,4	2,7	10.762.050.100	500
	12,0	6,0 – 8,0				10.762.050.120	500
	14,0	7,5 – 10,0				10.762.050.140	500
	16,0	8,0 – 12,0				10.762.050.160	500
	18,0	11,5 – 13,5				10.762.050.180	500
	20,0	12,0 – 15,5				10.762.050.200	500
	25,0	15,0 – 20,5				10.762.050.250	250

EN AW - 5754 [AlMg3] 5,1 mm 1650 N 2500 N

! To avoid traces of corrosion blind rivets made from aluminium with stainless steel mandrels are used in the outside area.

- Take care, that the tolerance of the hole is as large as the thermal expansion of the storefront plates.



- With special facade nosepieces it is guaranteed that the rivet is placed with a tolerance of 0,3 mm. Rivet and nosepiece should be from one manufacturer.
- The grip range results from the thickness of material plus two mm to secure a well done closing head.

We recommend to try out the riveting process in advance!

