

Steel / Steel Countersunk Head - open

DIN EN ISO 15980

d	l +1		dk	dm	No.	
3,0	6,0	1,5 – 3,5	6,0 -0,4	1,9	10.707.300.060	500
	8,0	3,0 – 5,5			10.707.300.080	500
	10,0	5,0 – 7,0			10.707.300.100	500
	12,0	6,5 – 9,0			10.707.300.120	500

QSt 32-3 [1.0303] 3,1 mm 900 N 1210 N

d	l +1		dk	dm	No.	
3,2	6,0	1,5 – 3,5	6,2 -0,4	2,0	10.707.320.060	500
	8,0	3,0 – 5,5			10.707.320.080	500
	10,0	5,0 – 7,0			10.707.320.100	500
	12,0	6,5 – 9,0			10.707.320.120	500

QSt 32-3 [1.0303] 3,3 mm 1060 N 1550 N

d	l +1		dk	dm	No.	
4,0	6,0	1,5 – 3,5	7,5 -0,5	2,3	10.707.400.060	500
	8,0	3,0 – 5,5			10.707.400.080	500
	10,0	5,0 – 7,0			10.707.400.100	500
	12,0	6,5 – 9,0			10.707.400.120	500
	16,0	8,0 – 12,5			10.707.400.160	500

QSt 32-3 [1.0303] 4,1 mm 1900 N 2600 N

d	l +1		dk	dm	No.	
4,8	8,0	2,0 – 4,5	9,0 -0,5	2,7	10.707.480.080	500
	10,0	4,0 – 6,5			10.707.480.100	500
	12,0	6,0 – 8,5			10.707.480.120	500
	16,0	8,0 – 12,0			10.707.480.160	500
	18,0	11,5 – 13,5			10.707.480.180	500

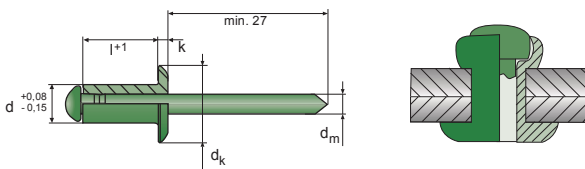
QSt 32-3 [1.0303] 4,9 mm 2900 N 3850 N

d	l +1		dk	dm	No.	
5,0	8,0	2,0 – 4,5	9,0 -0,5	2,9	10.707.500.080	500
	10,0	4,0 – 6,5			10.707.500.100	500
	12,0	6,0 – 8,5			10.707.500.120	500
	16,0	8,0 – 12,0			10.707.500.160	500
	20,0	11,0 – 15,5			10.707.500.200	500
	25,0	15,0 – 20,0			10.707.500.250	500
30,0	19,5 – 25,0	10.707.500.300	500			

QSt 32-3 [1.0303] 5,1 mm 3000 N 4300 N


d	l +1		dk	k	dm	No.	
6,4	10,0	3,0 – 5,0	13,4 -1,8	3,8 ±0,1	10.707.640.100	500	
	12,0	4,0 – 7,0				10.707.640.120	500

QSt 32-3 [1.0303] 6,5 mm 4900 N 5700 N



Stainless Steel A2 / Stainless Steel A2/A3 Dome Head - open

DIN EN ISO 15983



d	l +1		dk	k	dm	No.	
2,4	6,0	0,5 – 3,5	5,0 ±0,2	0,8 ±0,1	1,5	10.708.024.060	500

[1.4301] 3,1 mm 1000 N 1500 N

d	l +1		dk	k	dm	No.	
3,0	6,0	0,5 – 3,0	6,3 -0,7	0,8 ±0,2	1,9	10.708.030.060	500
	8,0	3,0 – 5,0				10.708.030.080	500
	10,0	5,0 – 7,0				10.708.030.100	500
	12,0	6,5 – 8,5				10.708.030.120	500
	16,0	8,5 – 12,0				10.708.030.160	500

[1.4301] 3,1 mm 2050 N 2600 N

d	l +1		dk	k	dm	No.	
3,2	6,0	0,5 – 3,0	6,5 -0,7	0,8 ±0,2	1,9	10.708.032.060	500
	8,0	3,0 – 5,0				10.708.032.080	500
	10,0	5,0 – 7,0				10.708.032.100	500
	12,0	6,5 – 8,5				10.708.032.120	500
	16,0	8,5 – 12,0				10.708.032.160	500

[1.4301] 3,3 mm 2050 N 2600 N

► Further dimensions on the [following page!](#)



1 1

d	l ₊₁		d _k	k	d _m	Nr.	
4,0	6,0	1,0 – 2,5	8,0 -1,0	1,0 ±0,3	2,5	10.708.040.060	500
	8,0	2,5 – 4,5				10.708.040.080	500
	10,0	4,5 – 6,5				10.708.040.100	500
	12,0	6,5 – 8,5				10.708.040.120	500
	14,0	8,5 – 10,5				10.708.040.140	500
	16,0	10,0 – 12,0				10.708.040.160	500
	18,0	12,0 – 14,0				10.708.040.180	500
	20,0	14,0 – 16,0				10.708.040.200	500
	25,0	16,0 – 20,0				10.708.040.250	500

[1.4301] 4,1 mm 2750 N 3550 N

4,8	8,0	1,5 – 4,0	9,5 -1,0	1,1 ±0,3	2,9	10.708.048.080	500
	10,0	4,0 – 6,0				10.708.048.100	500
	12,0	6,0 – 8,0				10.708.048.120	500
	14,0	7,0 – 9,5				10.708.048.140	500
	16,0	8,0 – 11,0				10.708.048.160	500
	18,0	11,0 – 13,0				10.708.048.180	500

[1.4301] 4,9 mm 4250 N 5400 N

! Diameters 6,0 and 6,4 are not standardized.

► Further blind rivets made of stainless steel are available as high strength type FER0®-BULB (pages 40/41) or FER0®-BOLT (pages 42/43).

d	l ₊₁		d _k	k	d _m	Nr.	
5,0	8,0	2,0 – 4,0	9,5 -0,8	1,1 ±0,3	2,9	10.708.050.080	500
	10,0	4,0 – 6,0				10.708.050.100	500
	12,0	6,0 – 8,0				10.708.050.120	500
	14,0	7,0 – 9,5				10.708.050.140	500
	16,0	8,0 – 11,0				10.708.050.160	500
	18,0	11,0 – 13,0				10.708.050.180	500
	20,0	13,0 – 15,0				10.708.050.200	500
	25,0	15,0 – 20,0				10.708.050.250	250
	30,0	21,0 – 25,0				10.708.050.300	250
	35,0	25,0 – 30,0				10.708.050.350	250
	40,0	30,0 – 34,0				10.708.050.400	250

[1.4301] 5,1 mm 4700 N 5800 N

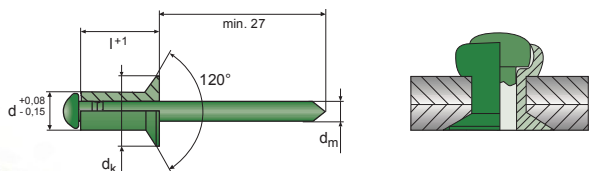
6,0	10,0	2,0 – 5,5	12,0 -1,2	1,5 +0,4	3,8	10.708.060.100	250
	12,0	5,5 – 7,5				10.708.060.120	250
	16,0	7,5 – 11,0				10.708.060.160	250

[1.4301] 6,1 mm 5700 N 7500 N

6,4	10,0	2,5 – 6,0	13,0 -1,5	1,8 ±0,4	3,8	10.708.064.100	250
	12,0	4,0 – 7,5				10.708.064.120	250
	14,0	6,0 – 9,5				10.708.064.140	250
	16,0	7,5 – 11,5				10.708.064.160	250
	18,0	9,0 – 13,0				10.708.064.180	250

[1.4301] 6,5 mm 6500 N 8850 N

Stainless Steel A2 / Stainless Steel A2/A3 Countersunk Head -open-



DIN EN ISO 15984

d	l ₊₁		d _k	d _m	No.	
3,2	6,0	1,0 – 3,0	6,0 -0,4	1,9	10.708.320.060	500
	8,0	1,0 – 3,0			10.708.320.080	500
	10,0	3,0 – 5,0			10.708.320.100	500
	12,0	5,0 – 7,0			10.708.320.120	500

[1.4301] 3,3 mm 1800 N 2500 N

d	l ₊₁		d _k	d _m	No.	
4,8	8,0	1,5 – 3,0	9,0 -0,5	2,9	10.708.480.080	500
	10,0	3,0 – 5,0			10.708.480.100	500
	12,0	6,0 – 8,0			10.708.480.120	500
	16,0	8,0 – 9,5			10.708.480.160	500

[1.4301] 4,9 mm 4250 N 5400 N

4,0	6,0	1,0 – 2,5	7,5 -0,5	2,5	10.708.400.060	500
	8,0	2,0 – 4,5			10.708.400.080	500
	10,0	4,5 – 6,5			10.708.400.100	500
	12,0	6,5 – 8,5			10.708.400.120	500
	16,0	8,5 – 12,0			10.708.400.160	500
	18,0	11,5 – 14,0			10.708.400.180	500

[1.4301] 4,1 mm 2750 N 3550 N

5,0	8,0	2,0 – 4,0	9,3 -0,5	2,9	10.708.500.080	500
	10,0	4,0 – 6,0			10.708.500.100	500
	12,0	6,0 – 8,5			10.708.500.120	500
	16,0	8,0 – 11,0			10.708.500.160	500

[1.4301] 5,1 mm 4700 N 5800 N